






1<sup>st</sup> October 2024

## ASIC/VIC Display & Operational Need

ASICs or VICs (escorted by an ASIC holder) are required to be properly displayed by all team members who have an operational need to perform duties in secure areas of Brisbane Airport.


	<p>If you work airside (including the SRA), you must properly display a valid red ASIC.</p>
	<p>If you work anywhere in the Sterile Area that is not publicly accessible*, then you must display either a grey or red ASIC.</p>
	<p>If you require access to a secure area at Brisbane Airport, but don't have an ASIC, you are required to display a VIC (and be escorted and supervised by a valid ASIC holder at all times).</p>

\*Examples of non-publicly accessible areas in the Sterile Area include (but are not limited to): back-of-house, storerooms, office areas, kitchens, behind counters (except for podium or island style counters), service corridors, service/goods lifts etc.

### Properly displaying an ASIC or VIC

It is a requirement by law, that your ASIC or VIC must be:

- ✓ Above your waist; and
- ✓ On the front or side of your body; and
- ✓ With the whole front of the ASIC/VIC clearly visible



### Operational Need

You must ensure that you have an operational need (and therefore lawful purpose) to use an ASIC/VIC and access a secure area of Brisbane Airport. Use of an ASIC/VIC on your day off, for personal reasons, to farewell friends or relatives or for any other non-operational purpose or reason is **strictly prohibited**.